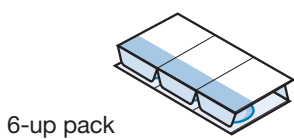
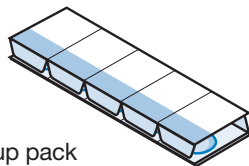


# Packaging of contact lens strips into cartons

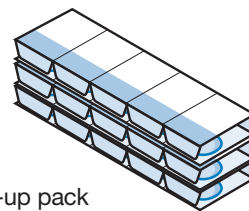
Product handling with a system.



6-up pack



10-up pack



30-up pack


The packaging of flexible contact lens strips in bulk packs requires special product handling, because the primary packaging in boxes is directly linked to the secondary packaging in cartons.

The products are inserted into the primary packaging in nested form. This necessitates the integration of special component for the feed:

- Individual removal of the contact lens strips from conveying trays with subsequent turning unit and nesting in pairs
- A further unit for the formation of exactly positioned stacks with 2 or 6 contact lens strips
- Transfer into the product chain of the cartoning machine

During the cartoning with the primary packaging customer requirements come into play that decisively affect the machine concept:

- Singularization of the cartons for imprinting before setup
- Carton imprinting via laser and print pattern control by means of a camera system
- Ejection of wrongly imprinted cartons before product insertion
- Special closure station due to the unusual closure sequence of the flaps
- Central control of all line segments
- Linkage of the programs with a monitoring program (BDE) provided by the customer



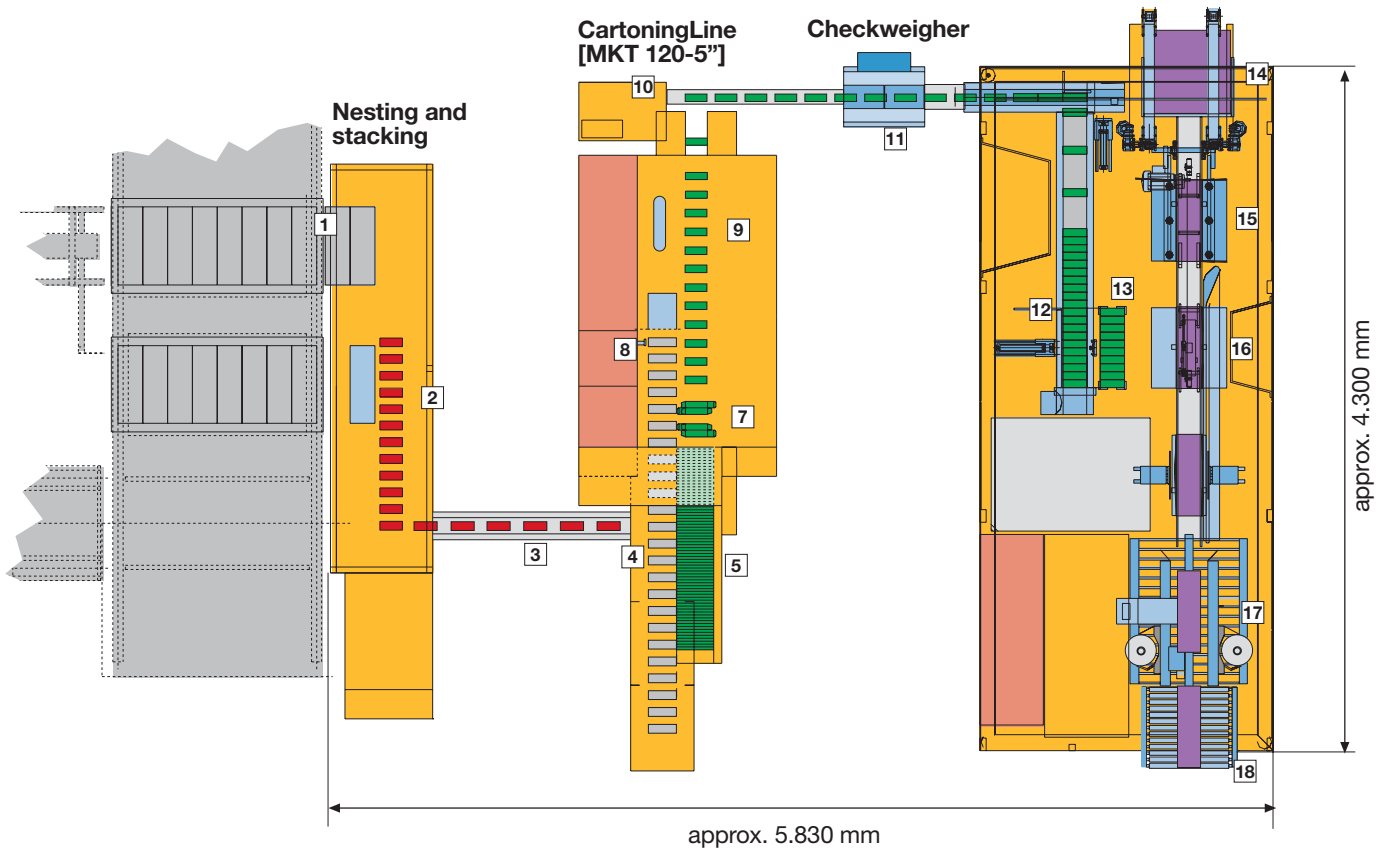
Gripper system for removal of the contact lens strips from trays and for nesting of the strips



Insertion of the contact lens strips into the erected cartons



Laser coding of horizontally fed carton blanks



You will find further informations in our brochure "Customized Solutions"

#### Technical data

##### Mechanical output:

**MKT 120-5'':** Up to 120 cartons / minute

**Sideloader:** Up to 15 cartons / minute

##### Format range:

**MKT 120-5'':** 6-up pack with 2 strips  
10-up pack with 2 strips  
30-up pack with 6 strips

**Sideloader:** 300-up of size 10  
100-up of size 30

#### Production sequence

- |                                       |                              |
|---------------------------------------|------------------------------|
| 1 Unloading of tray of contact lenses | 10 Outfeed and conveyor belt |
| 2 Stacking and nesting                | 11 Checkweigher              |
| 3 Stack transfer                      | 12 Product infeed            |
| 4 Insertion into pocket chain         | 13 Stacking station          |
| 5 Carton feed                         | 14 Carton magazine           |
| 6 Laser coding and camera control     | 15 Carton setup              |
| 7 Carton travel direction             | 16 Filling station           |
| 8 Product insertion                   | 17 Adhesive tape closer      |
| 9 Glued closure                       | 18 Carton outfeed            |